

QUICK COUPLING

USA SERIES QUICK COUPLER



FEATURES

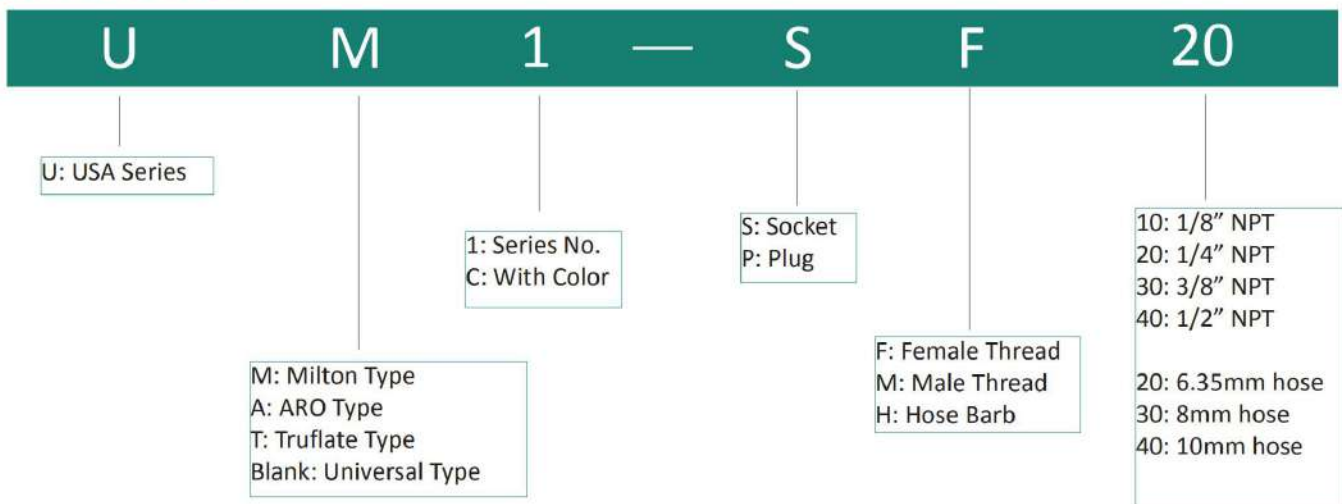
1. We make USA Universal coupler, Milton coupler, ARO coupler, Truflate coupler etc.
2. Target market: North America, South America.
3. Material: Steel, Brass, Stainless Steel.
4. Various surface coating: Chrome plated, Nickel plated, Copper color etc.
5. Proven and positive connection using ball-locking mechanism.
6. Used for air tools and air compressors.

* Please specify the item code, material, surface finish when inquiring.

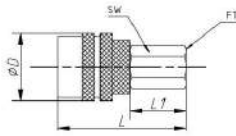
SPECIFICATIONS

1. Max. Working Pressure: 150 Psi.
2. Temperature: -40 °F to 225 °F (-20 °C to 107°C).
3. Air Flow: 35 SCFM at 100 Psi inlet with 10 Psi pressure drop.

HOW TO ORDER

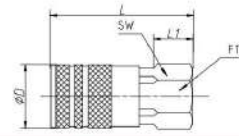


UM1 Series-
Female Socket



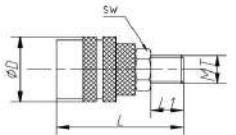
ITEM	L	ΦD	L1	SW	FT
UM1-SF20	47.5	24	15.5	17	1/4"NPT
UM1-SF30	48	24	16	19	3/8"NPT
UM1-SF40	50.5	24	18.5	24	1/2"NPT

UM2 Series-
Female Socket



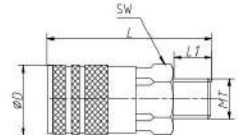
ITEM	L	ΦD	L1	SW	FT
UM2-SF20	46	22	13.5	19	1/4"NPT
UM2-SF30	48	22	15.5	20	3/8"NPT
UM2-SF40	50.5	22	17.5	25	1/2"NPT

UM1 Series-
Male Socket



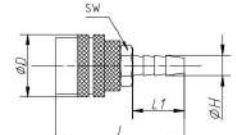
ITEM	L	ΦD	L1	SW	MT
UM1-SM20	50.5	24	12	17	1/4"NPT
UM1-SM30	51.5	24	13	17	3/8"NPT
UM1-SM40	55	24	15	21	1/2"NPT

UM2 Series-
Male Socket



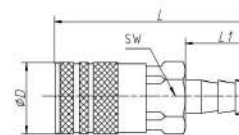
ITEM	L	ΦD	L1	SW	MT
UM2-SM20	55	22	12	19	1/4"NPT
UM2-SM30	55.5	22	13	19	3/8"NPT
UM2-SM40	59	22	15	21	1/2"NPT

UM1 Series-
Barb Socket



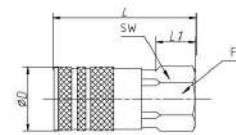
ITEM	L	ΦD	L1	SW	ΦH
UM1-SH20	60	24	20	17	6.35mm
UM1-SH30	60	24	20	17	8mm
UM1-SH40	60	24	20	17	10mm

UM2 Series-
Barb Socket



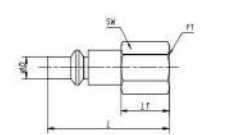
ITEM	L	ΦD	L1	SW	ΦH
UM2-SH20	64.5	22	20	19	6.35mm
UM2-SH30	64.5	22	20	19	8mm
UM2-SH40	64.5	22	20	19	10mm

UMC Series-
Female Socket



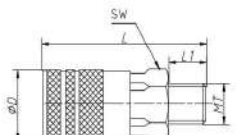
ITEM	L	ΦD	L1	SW	FT
UMC-SF20	46	22	13.5	19	1/4"NPT
UMC-SF30	48	22	15.5	20	3/8"NPT
UMC-SF40	50.5	22	17.5	25	1/2"NPT

UM Series-
Female Plug



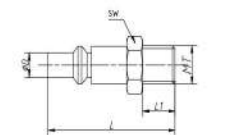
ITEM	L	ΦD	L1	SW	FT
UMPF20	37	7.9	14	16	1/4"NPT
UMPF30	39	7.9	16	19	3/8"NPT
UMPF40	41.5	7.9	18.5	24	1/2"NPT

UMC Series-
Male Socket



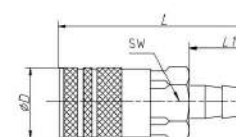
ITEM	L	ΦD	L1	SW	MT
UMC-SM20	55	22	12	19	1/4"NPT
UMC-SM30	55.5	22	13	19	3/8"NPT
UMC-SM40	59	22	15	21	1/2"NPT

UM Series-
Male Plug



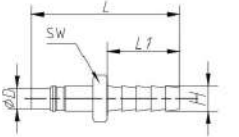
ITEM	L	ΦD	L1	SW	MT
UMPM20	38.5	7.9	10.5	14	1/4"NPT
UMPM30	40	7.9	11	17	3/8"NPT
UMPM40	43.5	7.9	13.5	21	1/2"NPT

UMC Series-
Barb Socket



ITEM	L	ΦD	L1	SW	ΦH
UMC-SH20	64.5	22	20	19	6.35mm
UMC-SH30	64.5	22	20	19	8mm
UMC-SH40	64.5	22	20	19	10mm

UM Series-
Barb Plug



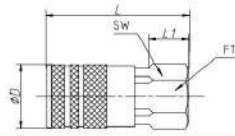
ITEM	L	ΦD	L1	SW	ΦH
UMPH20	48	7.9	20	13	6.35mm
UMPH30	48	7.9	20	13	8mm
UMPH40	48	7.9	20	13	10mm

QUICK COUPLING

USA SERIES INDUSTRIAL COUPLER

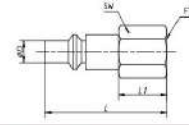


UM38 Series-
Female Socket



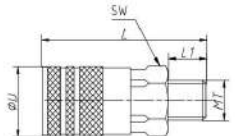
ITEM	L	ΦD	L1	SW	FT
UM38-SF20	57.5	28.5	21	22	1/4"NPT
UM38-SF30	59.5	28.5	23	22	3/8"NPT
UM38-SF40	61.5	28.5	25	25	1/2"NPT

UM38 Series-
Female Plug



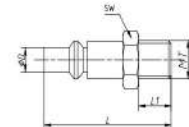
ITEM	L	ΦD	L1	SW	FT
UM38-PF20	42.5	10.9	15	20	1/4"NPT
UM38-PF30	44	10.9	16.5	20	3/8"NPT
UM38-PF40	46.5	10.9	19	25	1/2"NPT

UM38 Series-
Male Socket



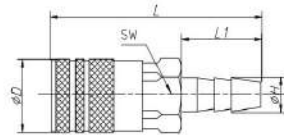
ITEM	L	ΦD	L1	SW	MT
UM38-SM20	56	28.5	12	22	1/4"NPT
UM38-SM30	57	28.5	13	22	3/8"NPT
UM38-SM40	60	28.5	15	22	1/2"NPT

UM38 Series-
Male Plug



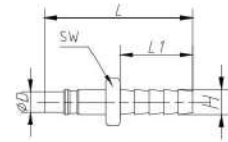
ITEM	L	ΦD	L1	SW	MT
UM38-PM20	43	10.9	11	16	1/4"NPT
UM38-PM30	44	10.9	12	17	3/8"NPT
UM38-PM40	48	10.9	14.5	21	1/2"NPT

UM38 Series-
Barb Socket



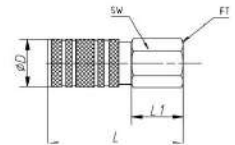
ITEM	L	ΦD	L1	SW	ΦH
UM38-SH20	60	28.5	20	22	6.35mm
UM38-SH30	60	28.5	20	22	8mm
UM38-SH40	60	28.5	20	22	10mm

UM38 Series-
Barb Plug



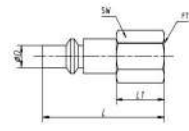
ITEM	L	ΦD	L1	SW	ΦH
UM38-PH20	48	10.9	20	14	6.35mm
UM38-PH30	48	10.9	20	14	8mm
UM38-PH40	48	10.9	20	14	10mm

UM12 Series-
Female Socket



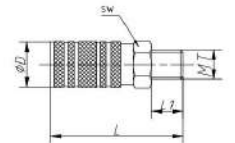
ITEM	L	ΦD	L1	SW	FT
UM12-SF20	75	30	18	25	1/4"NPT
UM12-SF30	77	30	22	25	3/8"NPT
UM12-SF40	80	30	25	25	1/2"NPT

UM12 Series-
Female Plug



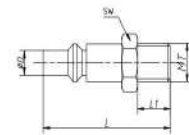
ITEM	L	ΦD	L1	SW	FT
UM12-PF20	48	17	18	19	1/4"NPT
UM12-PF30	52	17	28	20	3/8"NPT
UM12-PF40	65	17	32	25	1/2"NPT

UM12 Series-
Male Socket



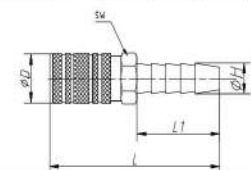
ITEM	L	ΦD	L1	SW	MT
UM12-SM20	85	30	12	25	1/4"NPT
UM12-SM30	85	30	13	25	3/8"NPT
UM12-SM40	90	30	15	25	1/2"NPT

UM12 Series-
Male Plug



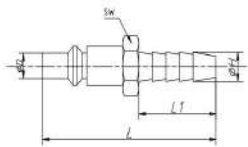
ITEM	L	ΦD	L1	SW	MT
UM12-PM20	48	17	18	19	1/4"NPT
UM12-PM30	52	17	22	19	3/8"NPT
UM12-PM40	65	17	25	21	1/2"NPT

UM12 Series-
Barb Socket



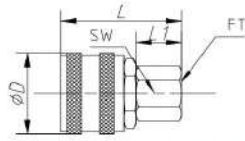
ITEM	L	ΦD	L1	SW	ΦH
UM12-SH20	92	30	30	25	10mm
UM12-SH30	92	30	30	25	13mm
UM12-SH40	92	30	30	25	19mm

UM12 Series-
Barb Plug



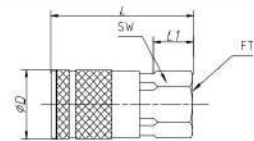
ITEM	L	ΦD	L1	SW	ΦH
UM12-PH20	68	17	30	19	10mm
UM12-PH30	68	17	30	19	13mm
UM12-PH40	68	17	30	19	19mm

UA1 Series-
Female Socket



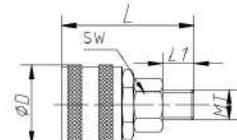
ITEM	L	ΦD	L1	SW	FT
UA1-SF20	44	28.5	15	20	1/4"NPT
UA1-SF30	45	28.5	16	20	3/8"NPT
UA1-SF40	47.5	28.5	18.5	25	1/2"NPT

UA2 Series-
Female Socket



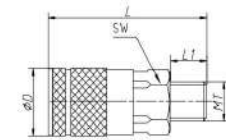
ITEM	L	ΦD	L1	SW	FT
UA2-SF20	44	28.5	15	20	1/4"NPT
UA2-SF30	45	28.5	16	20	3/8"NPT
UA2-SF40	47.5	28.5	18.5	25	1/2"NPT

UA1 Series-
Male Socket



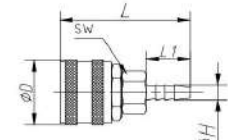
ITEM	L	ΦD	L1	SW	MT
UA1-SM20	47.5	28.5	10.5	20	1/4"NPT
UA1-SM30	48	28.5	11	20	3/8"NPT
UA1-SM40	51.5	28.5	13.5	21	1/2"NPT

UA2 Series-
Male Socket



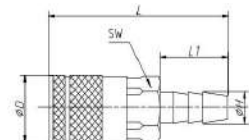
ITEM	L	ΦD	L1	SW	MT
UA2-SM20	47.5	28.5	10.5	20	1/4"NPT
UA2-SM30	48	28.5	11	20	3/8"NPT
UA2-SM40	51.5	28.5	13.5	21	1/2"NPT

UA1 Series-
Barb Socket



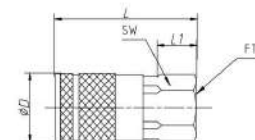
ITEM	L	ΦD	L1	SW	ΦH
UA1-SH20	57	28.5	20	20	6.35mm
UA1-SH30	57	28.5	20	20	8mm
UA1-SH40	57	28.5	20	20	10mm

UA2 Series-
Barb Socket



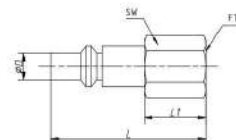
ITEM	L	ΦD	L1	SW	ΦH
UA2-SH20	57	28.5	20	20	6.35mm
UA2-SH30	57	28.5	20	20	8mm
UA2-SH40	57	28.5	20	20	10mm

UA38 Series-
Female Socket



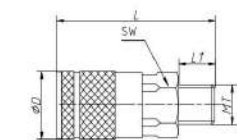
ITEM	L	ΦD	L1	SW	FT
UA38-SF20	57	27	15	22	1/4"NPT
UA38-SF30	58	27	15	22	3/8"NPT
UA38-SF40	60.5	27	18.5	22	1/2"NPT

UA Series-
Female Plug



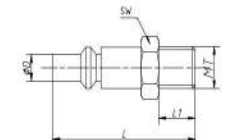
ITEM	L	ΦD	L1	SW	FT
UAPF20	36.5	7.9	15	16	1/4"NPT
UAPF30	37	7.9	16.5	20	3/8"NPT
UAPF40	39.5	7.9	19	25	1/2"NPT

UA38 Series-
Male Socket



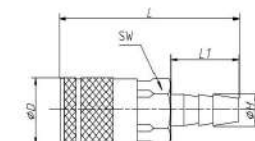
ITEM	L	ΦD	L1	SW	MT
UA38-SM20	58	27	12	22	1/4"NPT
UA38-SM30	60	27	13.5	22	3/8"NPT
UA38-SM40	63	27	15	22	1/2"NPT

UA Series-
Male Plug



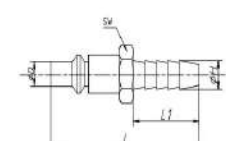
ITEM	L	ΦD	L1	SW	MT
UAPM20	37	7.9	10.5	14	1/4"NPT
UAPM30	39.5	7.9	11	17	3/8"NPT
UAPM40	43	7.9	13.5	21	1/2"NPT

UA38 Series-
Barb Socket



ITEM	L	ΦD	L1	SW	ΦH
UA38-SH20	60	27	20	22	6.35mm
UA38-SH30	60	27	20	22	8mm
UA38-SH40	60	27	20	22	10mm

UA Series-
Barb Plug



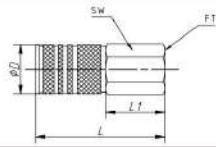
ITEM	L	ΦD	L1	SW	ΦH
UAHP20	47.5	7.9	20	13	6.35mm
UAHP30	47.5	7.9	20	13	8mm
UAHP40	47.5	7.9	20	13	10mm

QUICK COUPLING

USA SERIES UNIVERSAL COUPLER

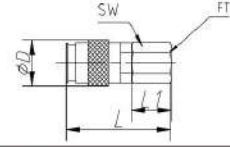


U1 Series-
Female Socket



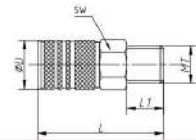
ITEM	L	ΦD	L1	SW	FT
U1-SF20	53	25	27	20	1/4"NPT
U1-SF30	54	25	28	20	3/8"NPT
U1-SF40	56	25	30.5	25	1/2"NPT

U38 Series-
Female Socket



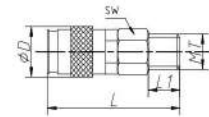
ITEM	L	ΦD	L1	SW	FT
U38-SF20	68.5	28.5	35	22	1/4"NPT
U38-SF30	69	28.5	35.5	22	3/8"NPT
U38-SF40	71.5	28.5	38.0	25	1/2"NPT

U1 Series-
Male Socket



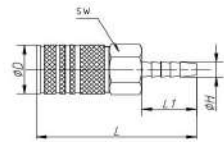
ITEM	L	ΦD	L1	SW	MT
U1-SM20	53	25	11	20	1/4"NPT
U1-SM30	54	25	11.5	20	3/8"NPT
U1-SM40	56	25	13.5	20	1/2"NPT

U38 Series-
Male Socket



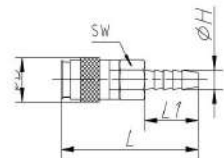
ITEM	L	ΦD	L1	SW	MT
U38-SM20	68.5	28.5	11	22	1/4"NPT
U38-SM30	70	28.5	12.5	22	3/8"NPT
U38-SM40	72	28.5	14.5	22	1/2"NPT

U1 Series-
Barb Socket



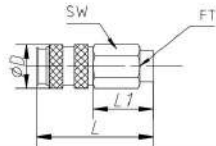
ITEM	L	ΦD	L1	SW	ΦH
U1-SH20	65	25	20	20	6.35mm
U1-SH30	65	25	20	20	8mm
U1-SH40	65	25	20	20	10mm

U38 Series-
Barb Socket



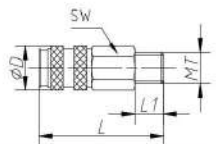
ITEM	L	ΦD	L1	SW	ΦH
U38-SH20	75	28.5	16	20	6.35mm
U38-SH30	75.5	28.5	18	20	8mm
U38-SH40	77.5	28.5	20	20	10mm

U2 Series-
Female Socket



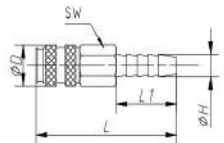
ITEM	L	ΦD	L1	SW	FT
U2-SF20	55	25	27	21	1/4"NPT
U2-SF30	56	25	28	21	3/8"NPT
U2-SF40	57.5	25	30.5	25	1/2"NPT

U2 Series-
Male Socket




ITEM	L	ΦD	L1	SW	MT
U2-SM20	54.3	25	11	21	1/4"NPT
U2-SM30	55.3	25	11.5	21	3/8"NPT
U2-SM40	58	25	13.5	21	1/2"NPT

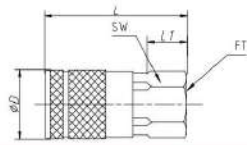
U2 Series-
Barb Socket



ITEM	L	ΦD	L1	SW	ΦH
U2-SH20	65	25	20	21	6.35mm
U2-SH30	65	25	20	21	8mm
U2-SH40	65	25	20	21	10mm

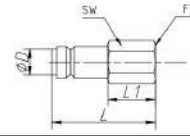


UT1 Series-
Female Socket



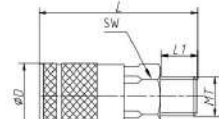
ITEM	L	ΦD	L1	SW	FT
UT1-SF20	47.5	24	15.5	17	1/4"NPT
UT1-SF30	48	24	16.0	20	3/8"NPT
UT1-SF40	50.5	24	18.5	25	1/2"NPT

UT Series-
Female Plug



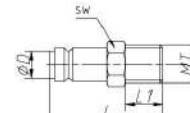
ITEM	L	ΦD	L1	SW	FT
UTPF20	37.5	8	14	16	1/4"NPT
UTPF30	39.5	8	16	20	3/8"NPT
UTPF40	42	8	18.5	25	1/2"NPT

UT1 Series-
Male Socket



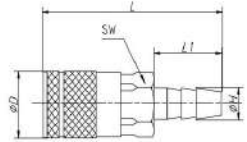
ITEM	L	ΦD	L1	SW	MT
UT1-SM20	51	24	12	17	1/4"NPT
UT1-SM30	52	24	13	17	3/8"NPT
UT1-SM40	54	24	15	21	1/2"NPT

UT Series-
Male Plug



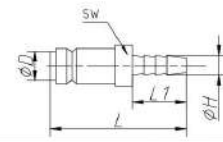
ITEM	L	ΦD	L1	SW	MT
UTPM20	38.5	8	10.5	14	1/4"NPT
UTPM30	39.5	8	11	17	3/8"NPT
UTPM40	43.5	8	13.5	21	1/2"NPT

UT1 Series-
Barb Socket



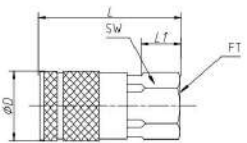
ITEM	L	ΦD	L1	SW	ΦH
UT1-SH20	60.0	24	20	17	6.35mm
UT1-SH30	60.0	24	20	17	8mm
UT1-SH40	60.0	24	20	17	10mm

UT Series-
Barb Plug



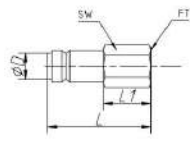
ITEM	L	ΦD	L1	SW	ΦH
UTPH20	48.5	8	20	13	6.35mm
UTPH30	48.5	8	20	13	8mm
UTPH40	48.5	8	20	13	10mm

UT38 Series-
Female Socket



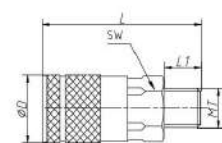
ITEM	L	ΦD	L1	SW	FT
UT38-SF20	57	27	15	22	1/4"NPT
UT38-SF30	58	27	15	22	3/8"NPT
UT38-SF40	60.5	27	18.5	25	1/2"NPT

UT38 Series-
Female Plug



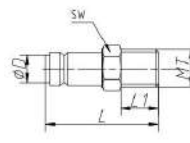
ITEM	L	ΦD	L1	SW	FT
UT38-PF20	40.8	12	18.5	17	1/4"NPT
UT38-PF30	45.8	12	19.5	20	3/8"NPT
UT38-PF40	48.3	12	22.0	25	1/2"NPT

UT38 Series-
Male Socket



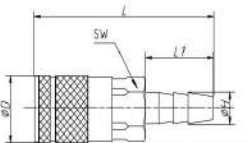
ITEM	L	ΦD	L1	SW	MT
UT38-SM20	58	27	12	22	1/4"NPT
UT38-SM30	60	27	13	22	3/8"NPT
UT38-SM40	62.5	27	15	22	1/2"NPT

UT38 Series-
Male Plug



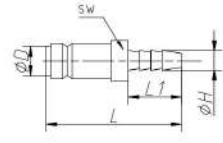
ITEM	L	ΦD	L1	SW	MT
UT38-PM20	46	12	12.5	14	1/4"NPT
UT38-PM30	46	12	12.5	17	3/8"NPT
UT38-PM40	46	12	15	21	1/2"NPT

UT38 Series-
Barb Socket



ITEM	L	ΦD	L1	SW	ΦH
UT38-SH20	60	27	20	19	6.35mm
UT38-SH30	60	27	20	19	8mm
UT38-SH40	60	27	20	19	10mm

UT38 Series-
Barb Plug



ITEM	L	ΦD	L1	SW	ΦH
UT38-PH20	52.5	12	20	16	6.35mm
UT38-PH30	52.5	12	20	16	8mm
UT38-PH40	52.5	12	20	16	10mm